


Driving Time Report

View driving time for vehicle(s) over a selected date range and time.

Analytics


Type


Search Report... 

REPORTS

- Activity Report
- Driver Allotment Report
- Driving Time Report**
- Geofence Report
- Idle Report
- Log Book Report
- Mileage Report
- Notification Report
- Order History Report
- OverSpeed Report
- Service History Report
- Speed Analysis Report
- Stop Report
- Trip Report
- Trip Report (Detailed)
- Vehicle Allotment Report

For

Vehicle 

Search Vehicle... 

Select All Vehicle


VR400W 7042

Criteria

Date Range
05/10/2021 - 05/10/2021

Start Time 00:00 **End Time** 23:59

View data for selected time period day wise.



[View Report](#) [Reset](#)

To See report please follow these steps:

Select Report name.

You require to select a vehicle/driver/vehicle group and select vehicle/driver/vehicle group name.

Select date range for which you want to see data.

Select Start time and end time.

Select checkbox if you need to view data for selected time-period day wise.

The screenshot shows the 'Analytics' interface with three main sections: 'Type', 'For', and 'Criteria'.
- The 'Type' section on the left contains a search bar and a list of report types, with 'Driving Time Report' highlighted.
- The 'For' section in the middle has a dropdown menu set to 'Vehicle', a search bar, and a list of vehicles with 'VR400W 7042' selected.
- The 'Criteria' section on the right includes a 'Date Range' field (29/09/2021 - 01/10/2021), 'Start Time' (00:00) and 'End Time' (23:59) fields, and a checkbox for 'View data for selected time period day wise'.
At the bottom right, there are 'View Report' and 'Reset' buttons.

Click on View Report to see report.

Click on reset button to reset selected criteria.

Following report will generate according to your selected criteria.

Here you can download report in PDF, Excel, and word format by clicking the respective icons.

The screenshot shows the 'Analytics' dashboard with a 'View' window open. The window title is 'Main Report' and it displays a 'Driving Time Report By Vehicle' for vehicle 'VR400W 7042'. The report includes a table with the following data:

Driver Name	RFID Key	Start Location	Start Date Time	End Location	End Date Time	Travel Time	Distance
Vehicle : VR400W 7042							
Moky	NA	102, Victoria Ave, Dalkeith, Perth, Western Australia, 6009, Australia	29/09/2021 07:53	88, Victoria Ave, Dalkeith, Perth, Western Australia, 6009, Australia	29/09/2021 07:53	0 d 0 h 0 m	0.68
Moky	NA	66, Victoria Ave, Claremont, Perth, Western Australia, 6010, Australia	29/09/2021 07:54	23, Victoria Ave, Claremont, Perth, Western Australia, 6010, Australia	29/09/2021 07:54	0 d 0 h 0 m	0.86
Moky	NA	82, Bay View Ter, Claremont, Perth, Western Australia, 6010, Australia	29/09/2021 07:55	322, Stirling Hwy, Claremont, Perth, Western Australia, 6010, Australia	29/09/2021 07:56	0 d 0 h 0 m	2.96
Moky	NA	57, Bay View Ter, Claremont, Perth, Western Australia, 6010, Australia	29/09/2021 08:59	Victoria Ave, Claremont, Perth, Western Australia, 6010, Australia	29/09/2021 09:01	0 d 0 h 2 m	1.16
Moky	NA	103, Victoria Ave, Dalkeith, Perth, Western Australia, 6009, Australia	29/09/2021 09:01	39, Waratah Ave, Dalkeith, Perth, Western Australia, 6009, Australia	29/09/2021 09:04	0 d 0 h 3 m	1.94
Moky	NA	17, Birdwood Pde, Dalkeith, Perth, Western Australia, 6009, Australia	29/09/2021 09:05	13, Birdwood Pde, Dalkeith, Perth, Western Australia, 6009, Australia	29/09/2021 09:05	0 d 0 h 0 m	0.66
Moky	NA	2, Bessell Ave, Nedlands, Perth, Western Australia, 6009, Australia	29/09/2021 09:05	59, Esplanade, Nedlands, Perth, Western Australia, 6009, Australia	29/09/2021 09:06	0 d 0 h 1 m	0.58
Moky	NA	59, Esplanade, Nedlands, Perth, Western Australia, 6009, Australia	29/09/2021 09:06	37, Esplanade, Nedlands, Perth, Western Australia, 6009, Australia	29/09/2021 09:06	0 d 0 h 0 m	0.24
Moky	NA	31, Broadway, Nedlands, Perth, Western Australia, 6009, Australia	29/09/2021 10:36	28, Broadway, Crawley, Perth, Western Australia, 6009, Australia	29/09/2021 10:36	0 d 0 h 0 m	1.34

The 'View' window also shows a 'Download' section with icons for PDF, Excel, and Word. The background dashboard includes a 'REPORTS' sidebar with various report types, a search bar, and a 'View Report' button at the bottom right.