


## Idle Report

View idling for various vehicle(s) over a selected date range and time.

### Analytics


#### Type


Search Report... 

**REPORTS**

- Activity Report
- Driver Allotment Report
- Driving Time Report
- Geofence Report
- Idle Report**
- Log Book Report
- Mileage Report
- Notification Report
- Order History Report
- OverSpeed Report
- Service History Report
- Speed Analysis Report
- Stop Report
- Trip Report
- Trip Report (Detailed)
- Vehicle Allotment Report

#### For

Vehicle 

Search Vehicle... 

Select All Vehicle

VR400W 7042

#### Criteria


**Date Range**  
05/10/2021 - 05/10/2021

**Start Time** 00:00 **End Time** 23:59

View data for selected time period day wise.

**Additional Criteria**

10 **Minute**  Summary



[View Report](#) [Reset](#)

To See report please follow these steps:

Select Report name.

You require to select a vehicle/driver/vehicle group and select vehicle/driver/vehicle group name.

Select date range for which you want to see data.

Select Start time and end time.

Select checkbox if you need to view data for selected time-period day wise.

The screenshot shows the 'Analytics' interface with three main sections: 'Type', 'For', and 'Criteria'. The 'Type' section on the left lists various reports, with 'Idle Report' highlighted. The 'For' section in the middle has a dropdown menu set to 'Vehicle' and a search box containing 'VR400W 7042'. The 'Criteria' section on the right includes a 'Date Range' field with the value '01/09/2021 - 30/09/2021', 'Start Time' (00:00) and 'End Time' (23:59) fields, a checkbox for 'View data for selected time period day wise', and an 'Additional Criteria' section with a numeric input set to '10' and a 'Summary' checkbox. At the bottom right, there are 'View Report' and 'Reset' buttons.

Set minute for idle interwall.

You want to see summary data checked radio button.

Click on View Report to see report.

Click on reset button to reset selected criteria.

Following report will generate according to your selected criteria.

Here you can download report in PDF, Excel, and word format by clicking the respective icons.

The screenshot shows a web application interface for analytics. A 'View' window is open, displaying an 'Idle Report By Vehicle' for 'M-PROTEKT Gold'. The report includes a table with columns for Driver Name, RFID Key, Idle Start, Idle End, Duration, and Location. The data shows three idle periods for driver 'Moky' on different dates in September 2021. The total duration is 0 d 2 h 54 m. The background interface includes a 'REPORTS' list on the left, a search bar, and a 'Criteria' section on the right. Red arrows point from the text above to the report viewer window and the download icons.

Driver Name	RFID Key	Idle Start	Idle End	Duration	Location
Moky	NA	07/09/2021 12:11	07/09/2021 14:44	0 d 2 h 33 m	35, Esplanade, Nedlands, Perth, Western Australia, 6009, Australia
Moky	NA	22/09/2021 15:16	22/09/2021 15:26	0 d 0 h 10 m	440, Scarborough Beach Rd, Osborne Park, Perth, Western Australia, 6017, Australia
Moky	NA	24/09/2021 10:53	24/09/2021 11:04	0 d 0 h 11 m	438, Scarborough Beach Rd, Osborne Park, Perth, Western Australia, 6017, Australia