


Mileage Time Report

View mileage for various vehicle(s) over a selected date range and time.

Analytics


Type


Search Report... 

REPORTS

- Activity Report
- Driver Allotment Report
- Driving Time Report
- Geofence Report
- Idle Report
- Log Book Report
- Mileage Report**
- Notification Report
- Order History Report
- OverSpeed Report
- Service History Report
- Speed Analysis Report
- Stop Report
- Trip Report
- Trip Report (Detailed)
- Vehicle Allotment Report

For

Vehicle 

Search Vehicle... 

Select All Vehicle


VR400W 7042

Criteria

Date Range
05/10/2021 - 05/10/2021

Start Time **End Time**

View data for selected time period day wise.



To See report please follow these steps:

Select Report name.

You require to select a vehicle/driver/vehicle group and select vehicle/driver/vehicle group name.

Select date range for which you want to see data.

Select Start time and end time.

Select checkbox if you need to view data for selected time-period day wise.

The screenshot shows the 'Analytics' interface with three main panels: 'Type', 'For', and 'Criteria'. The 'Type' panel on the left lists various reports, with 'Mileage Report' highlighted. The 'For' panel in the middle has a dropdown menu set to 'Vehicle' and a search box containing 'VR400W 7042'. The 'Criteria' panel on the right shows a date range of '01/09/2021 - 15/09/2021', start and end times of '00:00' and '23:59', and a checkbox for 'View data for selected time period day wise'. At the bottom right, there are 'View Report' and 'Reset' buttons. Red arrows from the text instructions point to the 'Mileage Report' selection, the 'Vehicle' dropdown, the search box, the date range, the time fields, the checkbox, and the 'View Report' and 'Reset' buttons.

Click on View Report to see report.

Click on reset button to reset selected criteria.

Following report will generate according to your selected criteria.

Here you can download report in PDF, Excel, and word format by clicking the respective icons.

The screenshot shows a web application interface with a sidebar on the left containing a list of reports. A 'View' window is open in the center, displaying a 'Mileage Report By Vehicle' for 'M-PROTEKT Gold'. The report includes a date range of 01/09/2021 00:00 to 15/09/2021 23:59 and a unit of Kilometers. The report table lists driver names, RFID keys, dates, and actual distances. The total distance is 393.30 kilometers. The 'View' window also has download options for PDF, Excel, and Word. Red arrows point from the text above to the download icons and the report content.

Driver Name	RFID Key	Date	Actual Distance
Vehicle : VR400W 7042			
Moky	NA	01/09/2021	12.99
Moky	NA	02/09/2021	29.98
Moky	NA	03/09/2021	27.11
Moky	NA	04/09/2021	67.99
Moky	NA	05/09/2021	9.83
Moky	NA	06/09/2021	40.59
Moky	NA	07/09/2021	19.81
Moky	NA	08/09/2021	16.05
Moky	NA	09/09/2021	22.24
Moky	NA	10/09/2021	12.78
Moky	NA	12/09/2021	83.25
Moky	NA	13/09/2021	15.58
Moky	NA	14/09/2021	22.15
Moky	NA	15/09/2021	12.95
Total :			393.30