


## Order History Report

View order history report for vehicle(s) over a selected date range and time.

### Analytics


#### Type


Search Report... 

**REPORTS**

- Activity Report
- Driver Allotment Report
- Driving Time Report
- Geofence Report
- Idle Report
- Log Book Report
- Mileage Report
- Notification Report
- Order History Report**
- OverSpeed Report
- Service History Report
- Speed Analysis Report
- Stop Report
- Trip Report
- Trip Report (Detailed)
- Vehicle Allotment Report

#### For

Vehicle 

Search Vehicle... 

Select All Vehicle

VR400W 7042

#### Criteria


**Date Range**  
05/10/2021 - 05/10/2021

**Start Time** 00:00 **End Time** 23:59

**Additional Criteria**

**Report Data**

Approved  Pending  Both



To See report please follow these steps:

Select Report name.

You don't require to select a vehicle/ driver / Vehicle Group

Select date range for which you want to see data.

Select Start time and end time.

You want to see the report please select radio button for Approved/Pending/Both

The screenshot shows the 'Analytics' interface with three main panels: 'Type', 'For', and 'Criteria'. The 'Type' panel on the left contains a search bar and a list of report types, with 'Order History Report' highlighted. The 'For' panel in the middle has a dropdown menu set to 'Vehicle', a search bar, and a list of vehicles including 'VR400W 7042'. The 'Criteria' panel on the right includes a 'Date Range' field with the value '05/04/2021 - 06/10/2021', 'Start Time' (00:00) and 'End Time' (23:59) fields, and a 'Report Data' section with radio buttons for 'Approved' (selected), 'Pending', and 'Both'. At the bottom right, there are 'View Report' and 'Reset' buttons. Red arrows from the text blocks point to the search bar in 'Type', the 'Vehicle' dropdown, the 'Date Range' field, the 'Start Time' and 'End Time' fields, the 'Approved' radio button, and the 'View Report' and 'Reset' buttons.

Click on View Report to see report.

Click on reset button to reset selected criteria.

Following report will generate according to your selected criteria.

Here you can download report in PDF, Excel, and word format by clicking the respective icons.

The screenshot shows an 'Analytics' dashboard with a 'REPORTS' sidebar on the left. The 'Order History Report' is selected. A modal window titled 'Main Report' is open, displaying an 'Order History Report' for 'M-PROTEKT Gold'. The report includes a date range of 27/03/2021 00:00 to 28/09/2021 23:59 and a table of order details. Below the table, there are 'View Report' and 'Reset' buttons. A red arrow points from the text above to the download icons in the modal window.

Vehicle No	IMEI	Plan Type	Plan Name	Amount	Duration
Order Id : 2472	Transaction Id: 1C864205M3142033V		Order Date: 29/03/2021 07:56	Order Amount: \$18.00	Status: Approved
99AMG	352544074801946	Credit	M-Protekt 100	\$18.00	12 Months
Order Id : 2497	Transaction Id: 4HV50561JK296571F		Order Date: 22/04/2021 05:45	Order Amount: \$18.00	Status: Approved
99AMG	352544074801946	Credit	M-Protekt 100	\$18.00	12 Months
Order Id : 2539	Transaction Id: 4RP53598TF657481P		Order Date: 13/05/2021 18:09	Order Amount: \$18.00	Status: Approved
99AMG	352544074801946	Credit	M-Protekt 100	\$18.00	12 Months
Order Id : 2540	Transaction Id: 56608915CN759860X		Order Date: 14/05/2021 20:39	Order Amount: \$150.00	Status: Approved
99AMG	352544074801946	Credit	M-Protekt Unlimited	\$150.00	12 Months