

Plan Upgrade

When you select Credit subscription vehicle to view Activity, Replay and Trips. Then you need to upgrade you plan to live because these features are available for Live plan users.

To upgrade plan, Click on “Update to live tracking”

The screenshot shows a web-based vehicle tracking interface. On the left, there is a sidebar with a search bar and two tables. The first table, 'ASSETS', has columns for Vehicle, Driver, Plan, Date, Time, Speed, and Location. It lists one asset: VRLK21030 with driver Grant and a 'Credit' plan. The second table, 'NOT IN USE', lists another asset with driver Grant and a 'Credit' plan. Below these tables is an 'Activity Log' section with a date range filter set to '01/10/2021' and a 'No Record Found...' message. The main area is a map of Australia with a white modal dialog box overlaid. The dialog has a title 'Upgrade To Live Tracking' and a message: 'The asset selected is a 'CREDIT' subscription plan. To be able to use this functionality please upgrade the unit to a 'LIVE' subscription plan.' There are two buttons: 'Upgrade to Live Tracking' (blue) and 'Cancel Upgrade' (red). A red arrow from the text above points to the 'Upgrade to Live Tracking' button. The bottom of the interface shows 'Google Powered by VIRTUOSO Copyright © 2021-2022 All rights reserved.' and 'Keyboard shortcuts | Map data ©2021 Google | Terms of Use'.

Select device and select plan which you want to upgrade for that device.

Vehicle Number: VRLK1H3G 2737 | Device IMEI: 4210519957 | Contract Renewal Date: 04/02/2022 (Expiring soon) | Balance Credit: 7887

Existing Plan Type	Existing Plan Name	Renewal Plan Name	Renewal Plan Type	Validity	Amount (Inc. GST)	
<input type="checkbox"/>	Credit	M-Protect 100	M-Protect Live	Live	12 Months	\$ 225.00

Order Amount \$ 225.00 | PayPal Handling Fee \$ 6.53 | Total Amount \$ 231.53

Please Note - You do not need a paypal account to recharge or renew your subscriptions via paypal. You can check out as GUEST when ready to pay and use your credit / debit card within paypal as opposed to paying with a paypal account.

After selection Click on the buy now button.

Click on the Buy Later Button if you want to buy in later time.

Once you click, "Pay with PayPal" button will appear. Click on this button to payment using your Credit/Debit Card or PayPal Accounts.

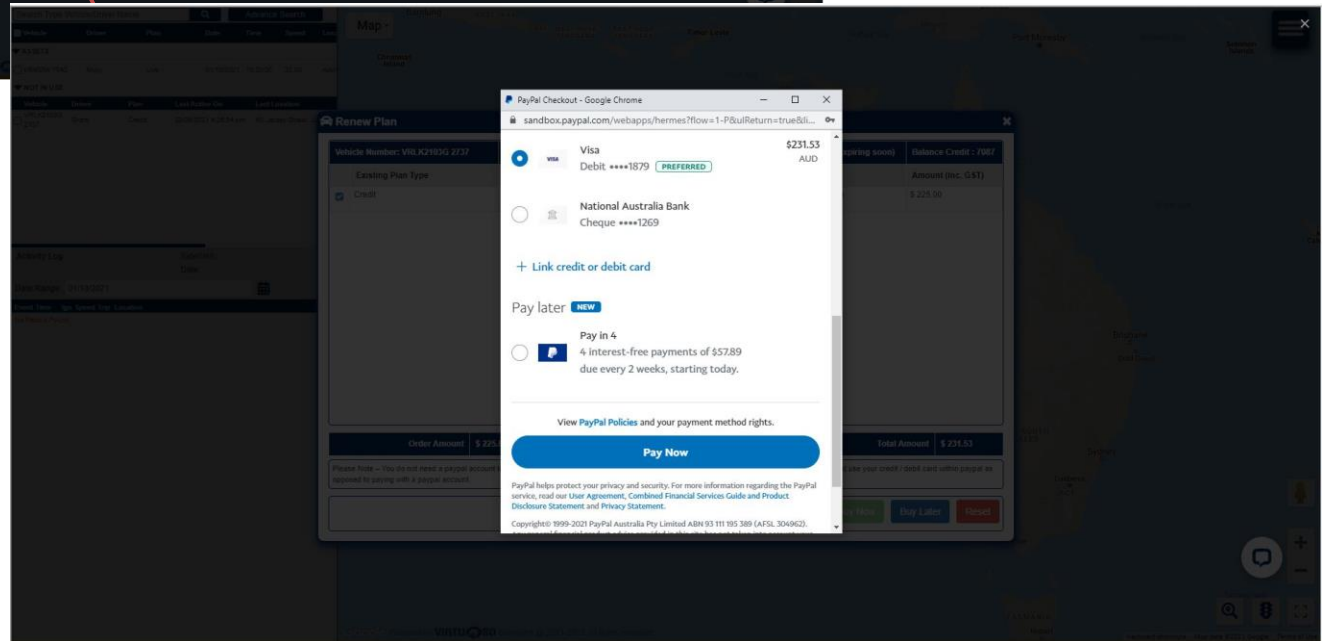
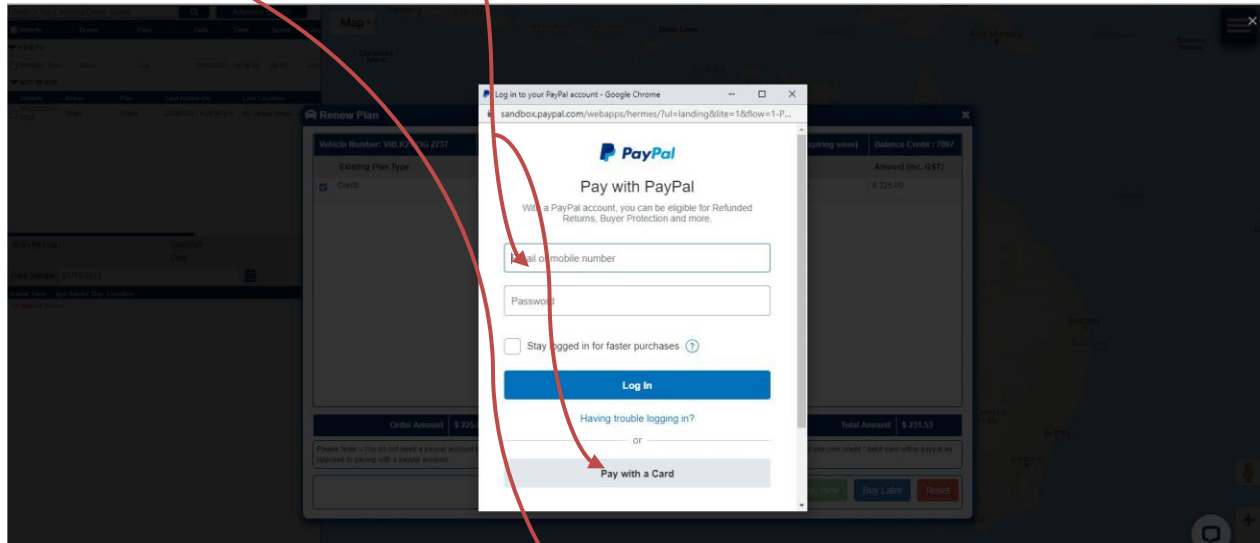
Vehicle Number: VRLK2103G 2737 | Device IMEI: 4210519957 | Contract Renewal Date: 04/02/2022 (Expiring soon) | Balance Credit: 7887

Existing Plan Type	Existing Plan Name	Renewal Plan Name	Renewal Plan Type	Validity	Amount (Inc. GST)	
<input checked="" type="checkbox"/>	Credit	M-Protect 100	M-Protect Live	Live	12 Months	\$ 225.00

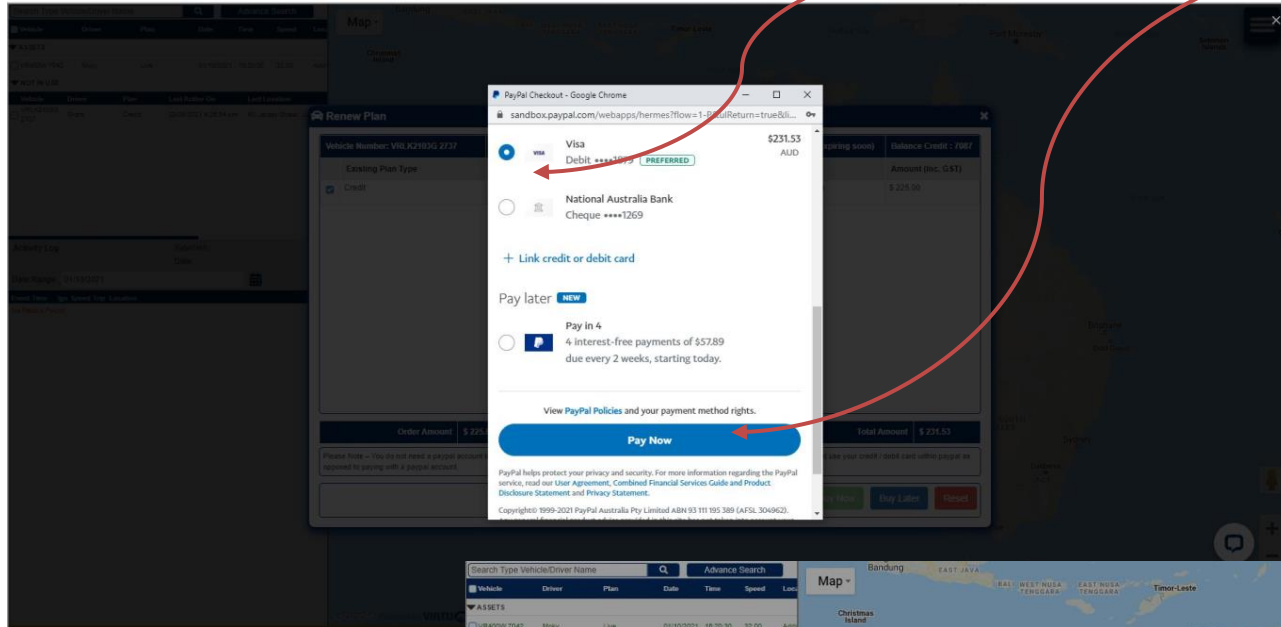
Order Amount \$ 225.00 | PayPal Handling Fee \$ 6.53 | Total Amount \$ 231.53

Please Note - You do not need a paypal account to recharge or renew your subscriptions via paypal. You can check out as GUEST when ready to pay and use your credit / debit card within paypal as opposed to paying with a paypal account.

When you click on **“Pay with PayPal”** button then one popup window will open, it will ask for payment methods, like by Credit Card or PayPal Login.



If you want to pay via account, then it will show payment options. Select the appropriate option and click on Pay Now Button to make payment,



After Successfully payment one alert window will open to show payment status.

