

Renew Plan

After Login 'Device Renewal Panel' will open. In this panel you can see devices whose renewal is pending.

The screenshot shows a 'Renew Plan' modal window overlaid on a Google Map. The modal contains the following information:

Vehicle Number: VR400W 7042		Device IMEI: 1308CT00993A		Contract Renewal Date: 08/01/2022 (Expiring soon)		Balance Credit: 0	
Existing Plan Type	Existing Plan Name	Renewal Plan Name	Renewal Plan Type	Validity	Amount (Inc. GST)		
<input type="checkbox"/> Live	M-Protekt Live	M-Protekt 100	Credit	12 Months			

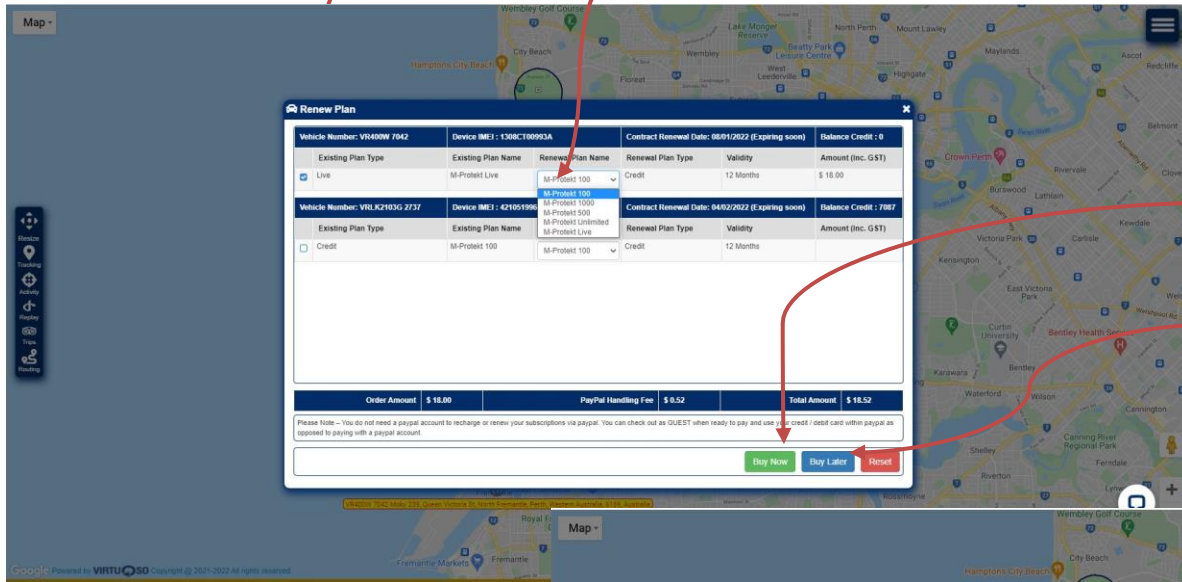
Vehicle Number: VRLK2103G 2737		Device IMEI: 4210519967		Contract Renewal Date: 04/02/2022 (Expiring soon)		Balance Credit: 7087	
Existing Plan Type	Existing Plan Name	Renewal Plan Name	Renewal Plan Type	Validity	Amount (Inc. GST)		
<input type="checkbox"/> Credit	M-Protekt 100	M-Protekt 100	Credit	12 Months			

Order Amount	PayPal Handling Fee	Total Amount

Please Note – You do not need a paypal account to recharge or renew your subscriptions via paypal. You can check out as GUEST when ready to pay and use your credit / debit card within paypal as opposed to paying with a paypal account.

[Buy Now](#) [Buy Later](#) [Reset](#)

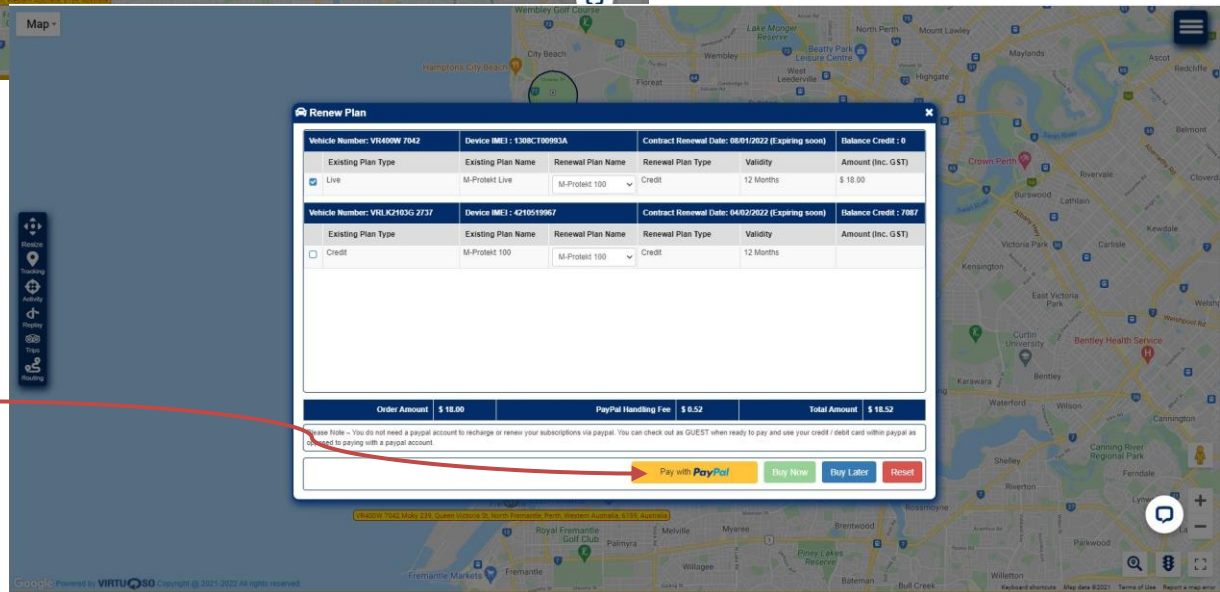
To Renew a device, select device, and select plan which you want to purchase for that device.



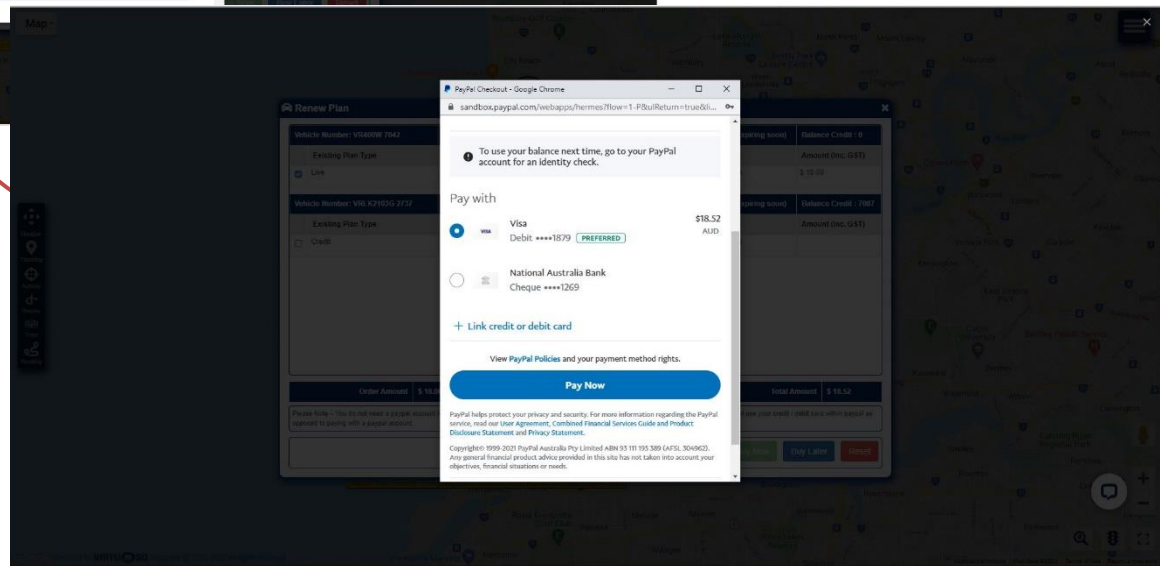
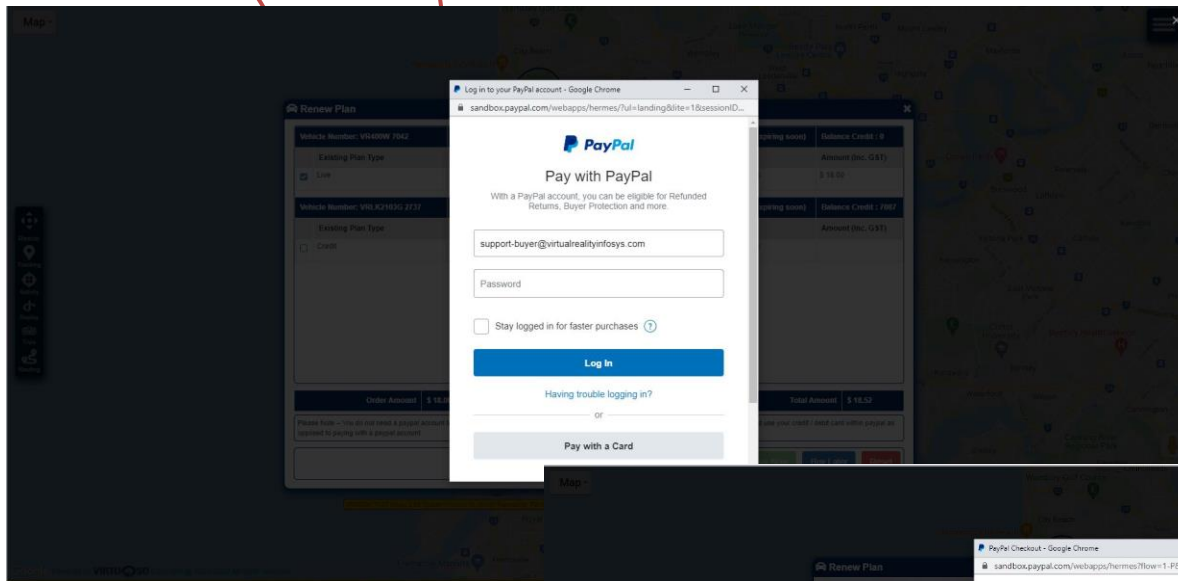
After selection Click on the buy now button.

Click on the Buy Later Button if you want to buy in later time.

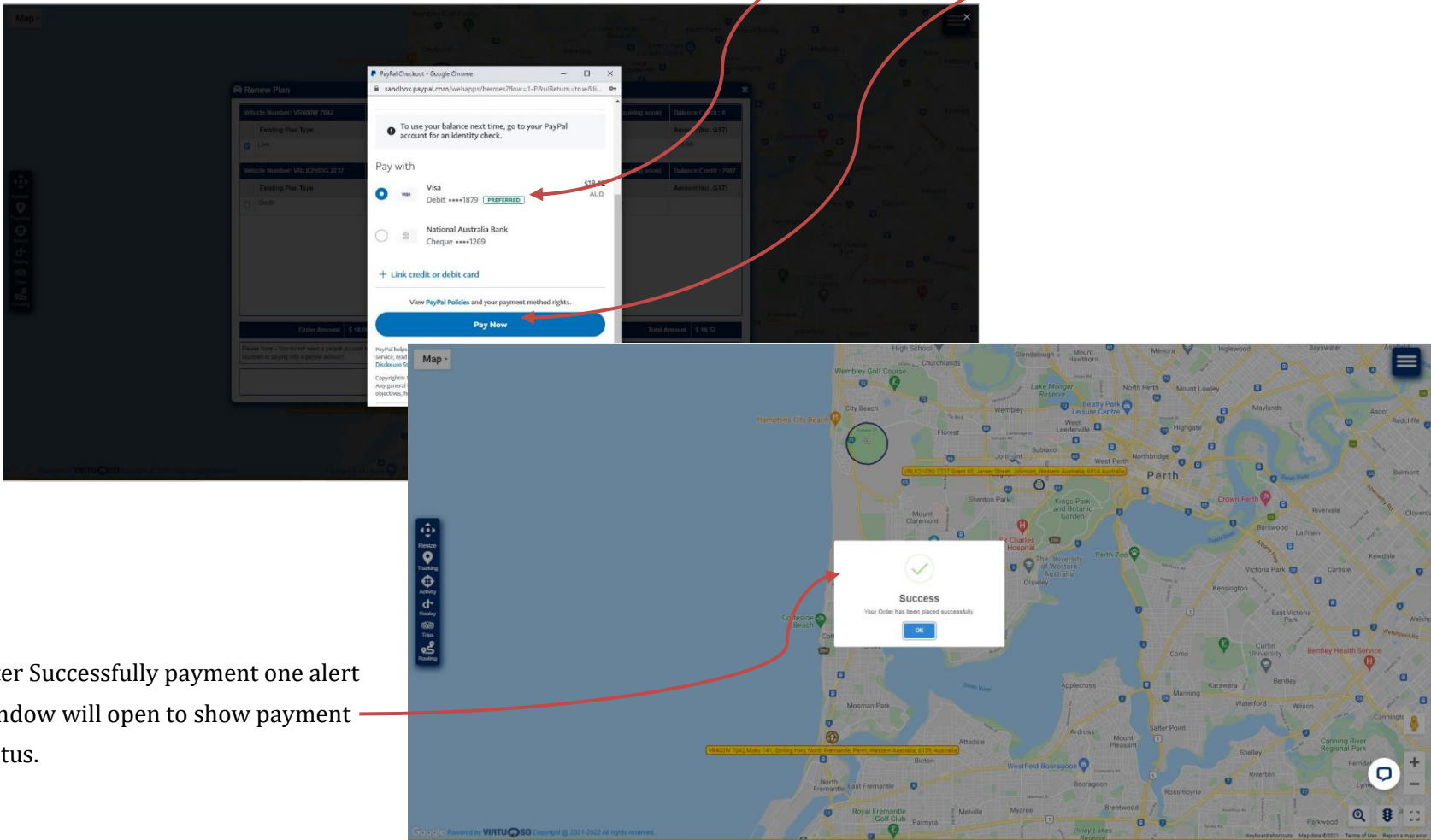
Once you click on Buy Now Button, "Pay with PayPal" button will appear. Click on this button to payment using your Credit/Debit Card or PayPal Accounts.



When you click on **“Pay with PayPal”** button then one popup window will open, it will ask for payment methods, like by Credit Card or PayPal Login.



If you want to pay via account, then it will show payment options. Select the appropriate option and click on Pay Now Button to make payment,



After Successfully payment one alert window will open to show payment status.