


## Trip Report (Detailed)

View trip report (detailed) for various vehicle(s) over a selected date range and time.

### Analytics


#### Type


Search Report... 

**REPORTS**

- Activity Report
- Driver Allotment Report
- Driving Time Report
- Geofence Report
- Idle Report
- Log Book Report
- Mileage Report
- Notification Report
- Order History Report
- OverSpeed Report
- Service History Report
- Speed Analysis Report
- Stop Report
- Trip Report
- Trip Report (Detailed)**
- Vehicle Allotment Report

#### For

Vehicle 

Search Vehicle... 

Select All Vehicle

VR400W 7042

#### Criteria


**Date Range**  
05/10/2021 - 05/10/2021



**Start Time** 00:00 **End Time** 23:59

View data for selected time period day wise.

**Additional Criteria**

With Summary



To See report please follow these steps:

Select Report name.

You require to select a vehicle/driver/vehicle group and select vehicle/driver/vehicle group name.

Select date range for which you want to see data.

Select Start time and end time.

Select checkbox if you need to view data for selected time-period day wise.

The screenshot shows the 'Analytics' interface with three main panels: 'Type', 'For', and 'Criteria'. The 'Type' panel on the left contains a search bar and a list of report types, with 'Trip Report (Detailed)' selected. The 'For' panel in the middle has a dropdown menu set to 'Vehicle', a search bar, and two checked checkboxes: 'Select All Vehicle' and 'VR400W 7042'. The 'Criteria' panel on the right includes a 'Date Range' field with the value '29/09/2021 - 30/09/2021', 'Start Time' (00:00) and 'End Time' (23:59) fields, a checkbox for 'View data for selected time period day wise', and an 'Additional Criteria' section with a checked 'With Summary' checkbox. At the bottom right, there are 'View Report' and 'Reset' buttons. Red arrows from the surrounding text point to the 'Type' list, the 'For' dropdown and checkboxes, the 'Date Range' field, the 'Start Time' and 'End Time' fields, the 'View data for selected time period day wise' checkbox, the 'With Summary' checkbox, and the 'View Report' and 'Reset' buttons.

You want to see with summary data checked checkbox.

Click on View Report to see report.

Click on reset button to reset selected criteria.

Following report will generate according to your selected criteria.

Here you can download report in PDF, Excel, and word format by clicking the respective icons.

The screenshot displays an analytics interface with a sidebar on the left containing a list of report types. A 'View' window is open, showing a 'Main Report' for a 'Trip Detailed Report By Vehicle'. The report is for vehicle VR400W 7042 on 29/09/2021. The data is presented in a table with the following columns: Driver Name, RFID Key, Start Date Time, Start Location, End Date Time, End Location, Trip Distance, Travel Time, and Onsite Time. The report also includes a 'Download' menu with icons for PDF, Excel, and Word. The background shows a dashboard with a search bar, a 'Criteria' tab, and a 'View Report' button.

Driver Name	RFID Key	Start Date Time	Start Location	End Date Time	End Location	Trip Distance	Travel Time	Onsite Time
<b>29/09/2021</b>								
Moky	NA	29/09/2021 07:41	35, Esplanade, Nedlands, Perth, Western Australia, 6009, Australia	29/09/2021 07:56	322, Stirling Hwy, Claremont, Perth, Western Australia, 6010, Australia	4.50	0 d 0 h 15 m	0 d 0 h 0 m
Moky	NA	29/09/2021 07:57	322, Stirling Hwy, Claremont, Perth, Western Australia, 6010, Australia	29/09/2021 07:57	322, Stirling Hwy, Claremont, Perth, Western Australia, 6010, Australia	0.00	0 d 0 h 0 m	0 d 0 h 0 m
Moky	NA	29/09/2021 07:57	322, Stirling Hwy, Claremont, Perth, Western Australia, 6010, Australia	29/09/2021 07:57	322, Stirling Hwy, Claremont, Perth, Western Australia, 6010, Australia	0.00	0 d 0 h 0 m	0 d 1 h 0 m
Moky	NA	29/09/2021 08:58	322, Stirling Hwy, Claremont, Perth, Western Australia, 6010, Australia	29/09/2021 09:06	37, Esplanade, Nedlands, Perth, Western Australia, 6009, Australia	4.58	0 d 0 h 9 m	0 d 0 h 0 m
Moky	NA	29/09/2021 09:06	37, Esplanade, Nedlands, Perth, Western Australia, 6009, Australia	29/09/2021 09:07	35, Esplanade, Nedlands, Perth, Western Australia, 6009, Australia	0.00	0 d 0 h 1 m	0 d 1 h 24 m
Moky	NA	29/09/2021 10:32	35, Esplanade, Nedlands, Perth, Western Australia, 6009, Australia	29/09/2021 10:48	50, Jersey St, Jolimont, Perth, Western Australia, 6014, Australia	6.32	0 d 0 h 16 m	0 d 2 h 43 m
Moky	NA	29/09/2021 13:31	50, Jersey St, Jolimont, Perth, Western Australia, 6014, Australia	29/09/2021 13:32	50, Jersey St, Jolimont, Perth, Western Australia, 6014, Australia	0.00	0 d 0 h 1 m	0 d 3 h 40 m